

*Pioneer*

# **Serato Video Activation Guide**

# Table of contents

Before Start

Operating environment for Serato Video

Activating Serato Video

- Prepare the Serato Video voucher

- Displaying the SETUP screen after launching Serato DJ

- Entering the voucher code

Checking Serato Video

## Before Start

- Thank you for purchasing DDJ-SX2.  
The first 10,000 units come bundled with a free voucher for Serato Video.  
This guide describes how you can activate Serato Video using the voucher code on the voucher.
- Latest Serato DJ software has included Serato Video into itself.  
You can use Serato Video by activating it after installing Serato DJ.
- Internet access is required to activate the Serato Video.  
(A separate contact with and payment to a provider offering internet services is required.)
- For instructions on operating the Serato Video, see the Serato Video software manual.  
The Serato Video software manual can be acquired from the following URL.  
<http://serato.com/video/downloads#more-downloads>
- The specifications of Serato DJ, Serato Video, and DDJ-SX2 are subject to change without notice.
- Note that the voucher can not be reissued. Make sure to store it in a safe place so that you do not lose it.

※ When you visit to the following website, you can acquire support information for Serato Video.  
<https://support.serato.com/hc/en-us>

## Operating environment for Serato Video

As of September, 2014, minimum operating environment for Serato Video is as follows.

Mac OS X

Supported operating systems	Mac OS X 10.8 Mac OS X 10.7 Mac OS X 10.6
CPU	Intel®processor, Core™ i3, i5, and i7 1.07 GHz or better Intel®processor, Core™2 Duo 2.5 GHz or better
Display resolution	Resolution of 1280 x 800 or greater
Memory	4 GB or more of RAM
Video Memory	384 MB or more (1 GB or more recommended for best performance)

Windows (32-bit and 64-bit version)


Supported operating system	Windows 7
CPU	Intel®processor, Core™ i3, i5, and i7 1.07 GHz or better Intel®processor, Core™2 Duo 2.5 GHz or better
Display resolution	Resolution of 1280 x 800 or greater
Memory	4 GB or more of RAM
Video Memory	384 MB or more (1 GB or more recommended for best performance)

- ※ Windows computers using Intel® graphics cards are not currently supported by Serato Video.
- ※ The minimum operating environment for Serato Video is not same as Serato DJ. You can see the latest operating environment for Serato Video from the following website.  
<http://serato.com/video/downloads#min-specs>

## Activating Serato Video

### Prepare the Serato Video voucher

The voucher code is printed on the voucher.



### Displaying the SETUP screen after launching Serato DJ

- Connect DDJ-SX2 to your computer via a USB cable.  
Press the [STANDBY/ON] switch on DDJ-SX2's rear panel to turn the controller's power on.
- Launching Serato DJ  
**For Windows 7**  
From the Windows [Start] menu, click the [Serato DJ] icon under [All Programs] > [Serato] > [Serato DJ].

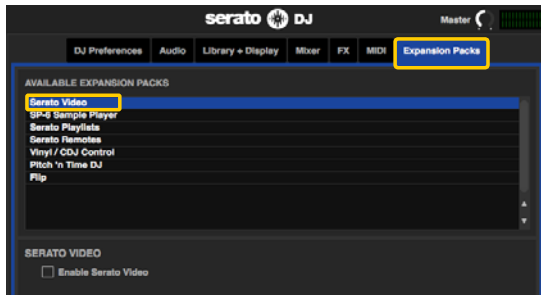
**For Mac OS X**

In Finder, open the [Application] folder, then click the [Serato DJ] icon.

- 3) Click [SETUP] at the upper right of the Serato DJ main screen to display the SETUP screen.

## Entering the voucher code

- 1) From the [Expansion Packs] tab, select [Serato Video] from among the [AVAILABLE EXPANSION PACKS].



- 2) Tick [Enable Serato Video] checkbox, then enter the voucher code indicated on the Serato Video voucher.

※ Even if letter of "enter your serial number" is displayed on the SETUP screen, enter the voucher code.

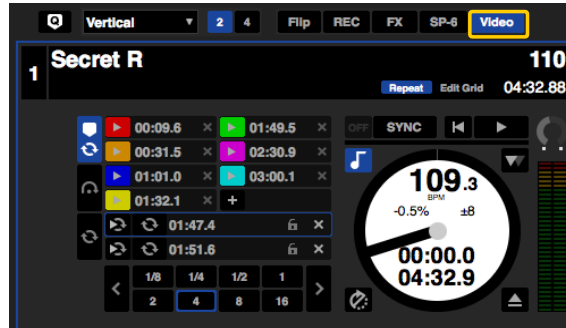


- 3) Click [OK] after entering the voucher code. Now, the activation is completed.

## Checking Serato Video

- 1) Click [Video] at the upside of the virtual deck screen.

※ The Video panel can not be opened using the [PANEL SELECT] button on DDJ-SX2.



- 2) Make sure that the Video panel is displayed at the center of the Serato DJ main screen.

### Video panel



- For instructions on operating the Serato Video, see the Serato Video software manual.

The Serato Video software manual can be acquired from the following URL.  
<http://serato.com/video/downloads#more-downloads>

## About trademarks and registered trademarks

- Pioneer is a registered trademark of PIONEER CORPORATION.
- Windows is a registered trademark of Microsoft Corporation in the United States and other countries.
- Mac OS and Finder are trademarks of Apple Inc., registered in the U.S. and other countries.
- Intel and Intel Core are trademarks of Intel Corporation in the U.S. and/or other countries.
- Serato DJ and Serato Video are registered trademarks of Serato Audio Research Ltd., registered in the U.S. and other countries.

©2014 PIONEER CORPORATION.  
 All rights reserved.

**PIONEER CORPORATION**  
 1-1, Shin-ogura, Saiwai-ku, Kawasaki-shi, Kanagawa 212-0031, Japan