

## The difference between Serato DJ and Serato ITCH


Here is the list of things that the DDJ-S1 had in ITCH, but won't have in Serato DJ.

- ✓ Serato DJ doesn't have Mic/Aux FX routing (this will come in a future version of Serato DJ)
- ✓ Serato DJ doesn't have hot cue fader-start.
- ✓ Serato DJ doesn't have Aux recording (this will come in a future version of Serato DJ)

Crossfader curve selector switch

This switches the crossfader curve characteristics.







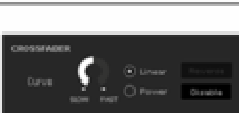











: [Linear] is selected for the crossfader curve.

: [Power] is selected for the crossfader curve.

[THRU]: Choose this when you do not want to use the crossfader.

Crossfader settings are also needed on the application by turning the dials to set slow or fast as well as switching the curves on the controller.

Please set the [Curve] value from [SETUP] menu → [Mixer] → [CROSSFADER].  
The default value is set to [CENTER].

Crossfader curve selector switch	Application setting		FADER CURVE
 THRU   	LINER	FAST 	
		CENTER 	
		SLOW 	
 THRU   	POWER	FAST 	
		CENTER 	
		SLOW 