

Pioneer

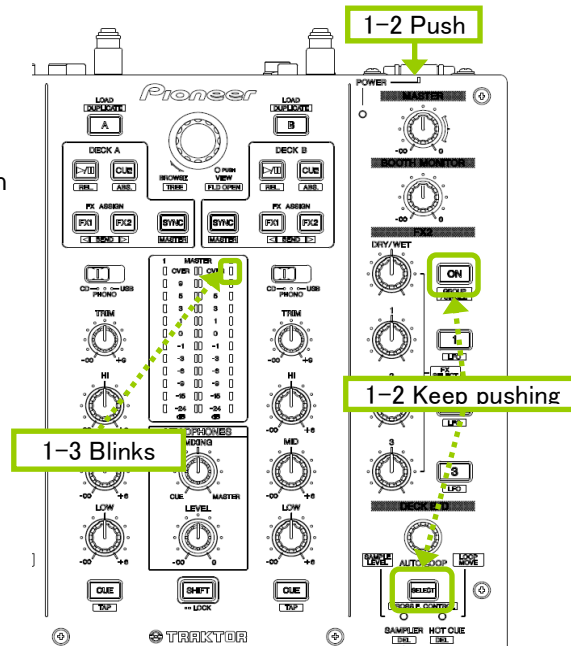
DJ MIXER

DJM-T1

DJM-T1 Update manual of the firmware

step1. Connect DJM-T1 with PC/Mac OS

- 1-1 Turn off the power of DJM-T1.
Then connect USB CABLE
with PC/Mac OS and DJM-T1.
- 1-2 Keep pushing the "FX2 EFFECT ON/OFF" button
and "SELECT(Deck B&D side)" button,
and turn on the power of DJM-T1.
- 1-3 DJM-T1 wakes up with "Update mode".
Under the "Update mode",
the top LED of CH2 level indicator blinks.

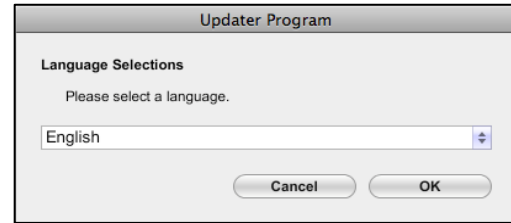


step2. Update

- 2-1 Windows PC:
Put "updtDJM-T1_X_XX.zip" to optional folder on PC, then extract it.
Double click "updtDJM-T1_X_XX.exe".
- 2-2 Mac OS:
Put "updtDJM-T1_X_XX.dmg" to optional folder on Mac, then extract it.
Double click "updtDJM-T1_X_XX.app".

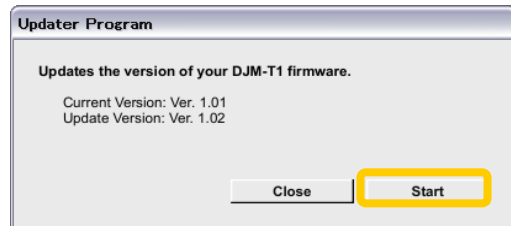
step3. Select a language.

Select a language. Then click "OK"
(Follow example is in English)



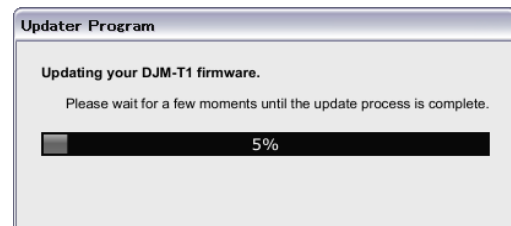
step4. Confirm a firmware version.

Confirm the "Update Version" is X.XX,
then click "Start".



step5. Updating

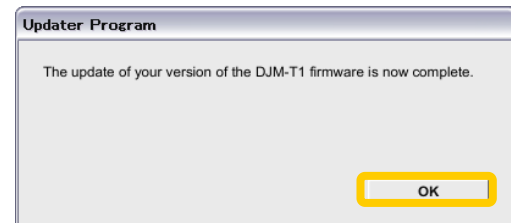
Please wait till the progress bar
reach at the right end.



step6. Completion of update

Click "OK".
DJM-T1's CH1 level indicators
and CH2 level indicators are all lighting.

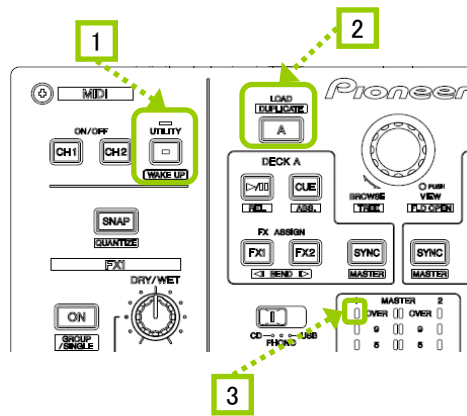
To wake up DJM-T1 with new firmware,
turn off the power of DJM-T1, then turn on it.



Checking the firmware version

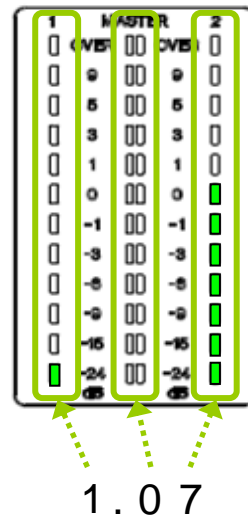
- 1 Press the [UTILITY (WAKE UP)] button for over 1 second.
- 2 Press the [LOAD (DUPLICATE) A] button.
- 3 If the top LED of CH1 level indicator blinks, it means the firmware version is before 2.00.

If the top LED of CH1 level indicator lights down, the firmware version is indicated by the segments of the channel level and masterlevel indicators that light.



- Number of segments of the CH1 level indicator lit :
First digit
- Number of segments of the master channel level indicator lit :
Second digit
- Number of segments of the CH2 level indicator lit :
Third digit

example : version "1.07"



Reference

This updater can be used on following operation system.

- Windows Windows XP/Windows Vista/Windows 7/Windows 8
- Mac OS Mac OS X v10.6, 10.7, 10.8

The duration for update is about 5 minutes on Windows XP, 1minutes on other operating system.

About trademarks and registered trademarks

- Pioneer is a registered trademark of PIONEER CORPORATION.

© 2013 PIONEER CORPORATION. All rights reserved.

PIONEER CORPORATION

1-1, Shin-ogura, Saiwai-ku, Kawasaki-shi, Kanagawa 212-0031, Japan