

*Pioneer Dj*

# **Pitch 'n Time DJ Activation Manual**

---

## Before Start

- You need to activate Pitch 'n Time DJ before using this feature on Serato DJ Pro. Internet access is required to activate Pitch 'n Time DJ. (Use of the Internet requires a separate contract with a provider offering Internet services and payment of provider fees.)
- Please note that the specifications of Serato DJ Pro as well as Pitch 'n Time DJ are subject to change without notice.

\* Please see the Serato website below for details of support information of Pitch 'n Time DJ.  
<https://support.serato.com/hc/en-us>

---

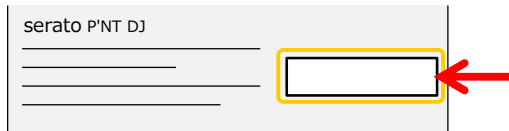
## Activating Pitch 'n Time DJ

If you separately purchased a Serato DJ EXPANSION PACK for Pitch 'n Time DJ, please skip "Preparation" below and move on to "Launching Serato DJ Pro to display my serato window".

---

### Preparation

When you have a Serato DJ EXPANSION PACK VOUCHER included in the box of your unit, you can find a voucher code which is needed to activate Pitch 'n Time DJ.



---

## Launching Serato DJ Pro to display my serato window

- 1) Connect the unit and a computer using a USB cable. Turn on the power of the unit.
  - Please see the manual of the unit to learn how to turn the power on.
- 2) Launch Serato DJ Pro.
- 3) Click [My Serato] on the right upper of the screen.

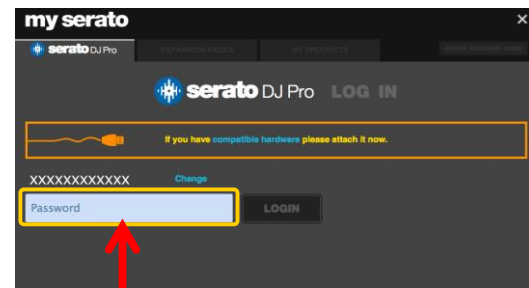
---

## Entering your account info you have created in Serato.com

- 1) When the following window appears, enter your email address you used when you created your account in Serato.com and click [CONTINUE].




- 2) When the following window appears, enter your password you used when you created your account in Serato.com and click [LOGIN].



---

## Entering the Pitch 'n Time DJ voucher code

- 1) Click [ENTER VOUCHER CODE] on the upper right of the [my serato] window.



- 2) Enter your voucher code.



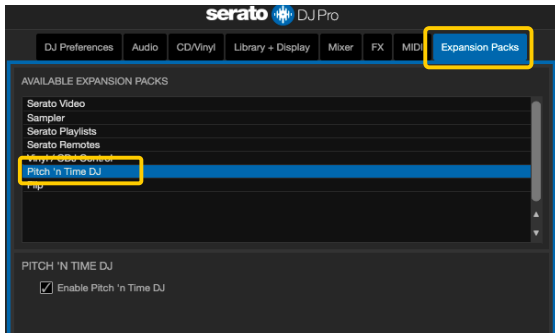
- 3) Click [ACTIVATE] after entering your voucher code.

---

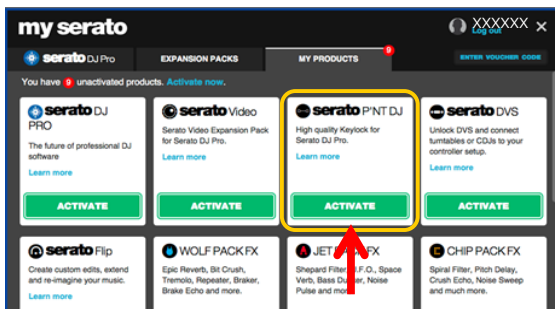
---

## Checking the activated Pitch 'n Time DJ on Setup

- 1) Click [Setup] on the upper right of the main screen of Serato DJ Pro to show the Setup screen.
- 2) Click the [Expansion Packs] tab and select [Pitch 'n Time DJ].



If [Pitch 'n Time DJ] is not displayed, click the [MY PRODUCTS] tab from the [my serato] window to see if [Pitch 'n Time DJ] is properly activated. When the following window is shown, click [ACTIVATE] in the Pitch 'n Time DJ section.



- 3) Please check if the checkbox of [Enable Pitch 'n Time DJ] is ticked.
  - If it is not ticked, please tick the checkbox.



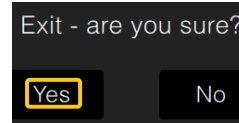
---

---

## Rebooting Serato DJ Pro

Close Serato DJ Pro.

- Press the [esc] key on the computer keyboard to show the following window. Click [Yes].



Turn off the power of the unit and wait about a minute before turning on the power of the unit again.

Launch Serato DJ Pro.

- \* Ensure Serato DJ Pro is rebooted after activating Pitch 'n Time DJ. Unless it is rebooted, Serato DJ Pro may not respond to some buttons on the unit even if they are pressed.

---

---

## About trademarks and registered trademarks

- Pioneer DJ is a trademark of PIONEER CORPORATION, and is used under license.
- Serato DJ Pro is a registered trademark of Serato Limited.
- The names of companies, product names and technology names mentioned herein are the trademarks of their respective owners.

©2019 Pioneer DJ CORPORATION.

All rights reserved.

**Pioneer DJ CORPORATION**

6F, Yokohama i-Mark Place, 4-4-5 Minatomirai, Nishi-ku, Yokohama, Kanagawa  
220-0012 Japan